

ANNUAL REPORT

EXTENSION CONNECTIONS

To meet the needs of Florida’s citizens, UF/IFAS Extension uses a wide range of methods to deliver educational information. In 2023, state and county faculty responded to more than 2 million citizen requests on an individual basis and through group educational events. In addition to these personal contacts, faculty also distributed research-based materials and used the Internet and other mass media to reach clientele at record rates.

34,680,080 Social Media Engagement

10,066,866 Web Visits

1,243,576 Group Learning Participants

466,152 Email Consultations

131,852 Phone Consultations

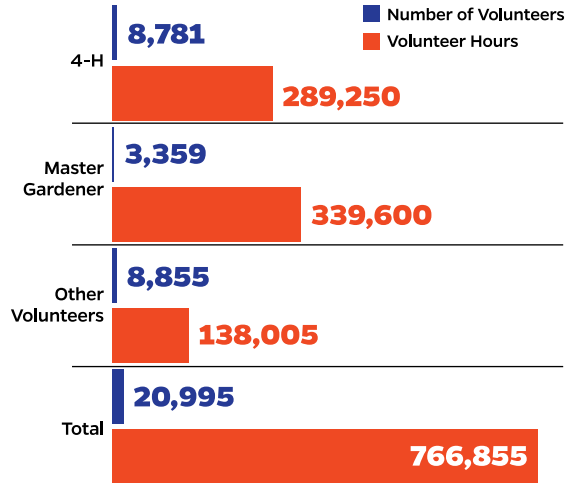
81,456 Office Consultations

65,919 Field or Site Visits

24,513 Educational Materials Produced

VALUE OF VOLUNTEERS

A key component to achieving the UF/IFAS mission is the contribution of volunteers. In 2023, nearly 21,000 volunteers donated the equivalent of \$25.7 million in services or volunteer time¹. Using our successful volunteer programs, UF/IFAS Extension is able to provide services to communities that ordinarily could not afford them.



January - December 2023

Source: UF/IFAS Workload Database

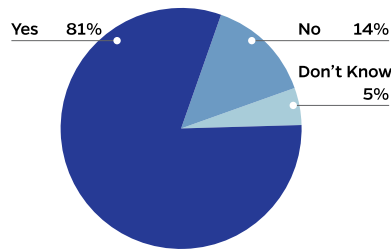
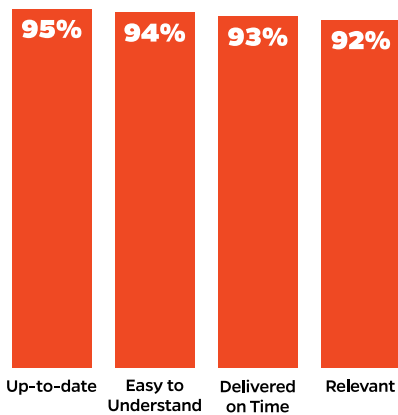
January - December 2023

¹2023 National Value of Volunteer Time = \$33.49/hr, [independentsector.org](https://www.independentsector.org)

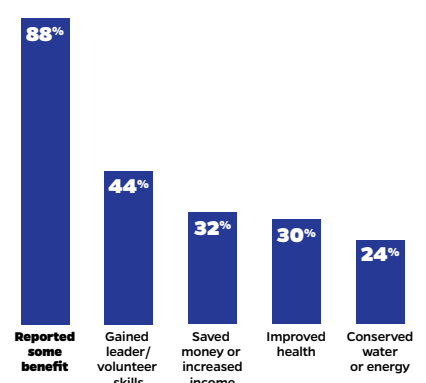
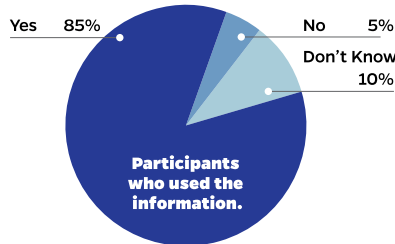
CUSTOMER SATISFACTION

As part of our annual evaluation and accountability process, UF/IFAS Extension conducts a scientifically based “Client Experience Survey,” allowing the people we serve to judge our performance. In 2023, 11 Florida counties asked their clientele if the information we provided was up-to-date, delivered in time to meet their needs, relevant to their situation, and easy to understand. In addition, clientele were asked if they used the information and if it solved their problems or met their needs. For those who did not use the information, it was found that other factors prevented them from using it.

USED THE INFORMATION



SOLVED THE PROBLEM



January - December 2023

Source: Program Development & Evaluation Center

For the annual reports from previous years, visit ifas.ufl.edu/annual-reports.shtml

ANNUAL REPORT

CLIENTELE OUTCOMES

In 2017, UF/IFAS Extension created statewide measures to better track our performance. One area with big impact is water conservation. UF/IFAS Extension's Florida-Friendly Landscaping™ (FFL) program and the Center for Land Use Efficiency (CLUE) partner with state agencies, local governments, and nonprofit organizations to safeguard our water for future generations.



375,503,045
GALLONS OF WATER SAVED...
ENOUGH WATER TO SUPPLY



4,267 HOUSEHOLDS
WITH WATER FOR
ONE YEAR



\$1,618,418
SAVED ON UTILITY BILLS

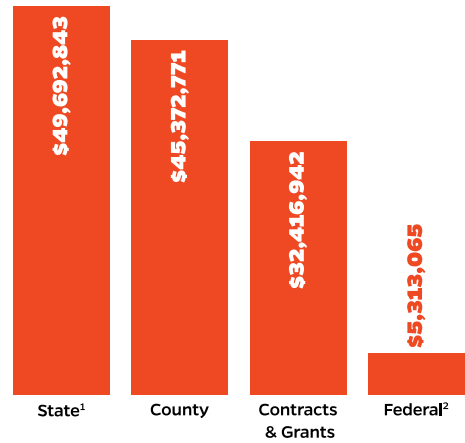
January - December 2023

Source: Program Development & Evaluation Center

pdec.ifas.ufl.edu/impacts/landscapewaterconservation.pdf

EXTENSION FUNDING

UF/IFAS Extension receives the majority of its funding through state and local governments. In 2023-24, 72% of the \$133 million budget was received from state and county governments.



¹Does not include grants and contracts

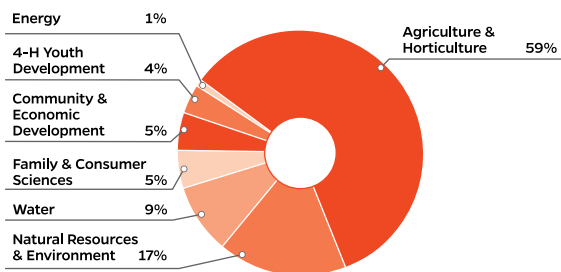
²Federal funding includes Smith-Lever dollars only.

Fiscal Year: 2023-24

Source: UF/IFAS Extension Administration Office and UF Office of Research

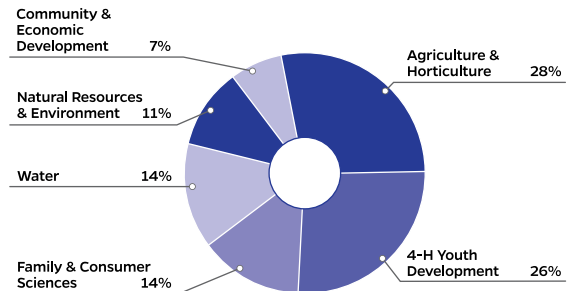
STATE FACULTY BY PROGRAM AREA

State Extension faculty work with UF/IFAS researchers and county faculty to deliver new information and technology to assist Florida residents in solving problems.



COUNTY FACULTY BY PROGRAM AREA

County faculty develop and deliver programs to Florida citizens based on input from local advisory committees, county commissioners and volunteers in collaboration with state faculty.



Source: Program Development & Evaluation Center

For the annual reports from previous years, visit ifas.ufl.edu/annual-reports.shtml