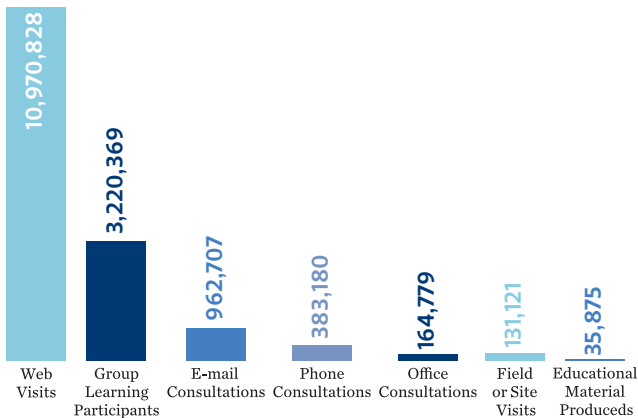


2012 | UF/IFAS EXTENSION IMPACTS AND BUDGET ANNUAL REPORT

EXTENSION CONNECTIONS

To meet the needs of its citizens, the Florida Cooperative Extension Service uses a wide range of methods to deliver educational information. In 2012, state and county faculty responded to nearly 5 million citizen requests on an individual basis and through group educational events. In addition to these personal contacts, faculty also distributed research-based materials and used the Internet and other mass media to reach clientele.

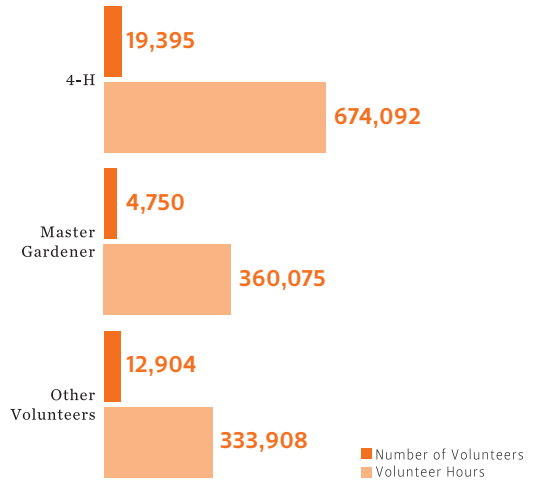


January 2012 - December 2012

Source: UF/IFAS Workload Database

VALUE OF VOLUNTEERS

A key component to achieving the UF/IFAS mission is the contribution of volunteers. In 2012, more than 37,000 volunteers donated the equivalent of \$30.2 million in services or volunteer time¹. Using our successful volunteer program, UF/IFAS Extension is able to provide services to communities that ordinarily could not afford them.



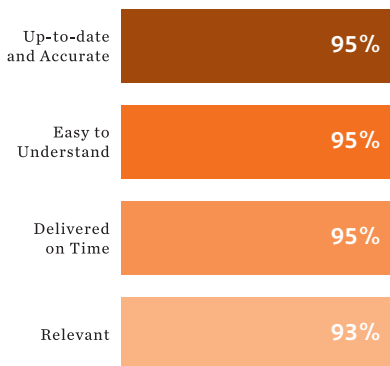
January 2012 - December 2012

Source: UF/IFAS Workload Database

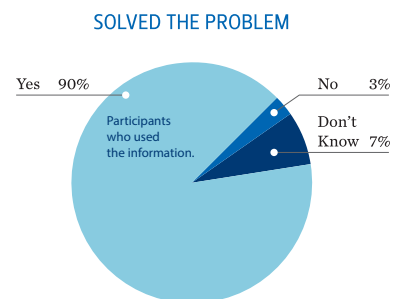
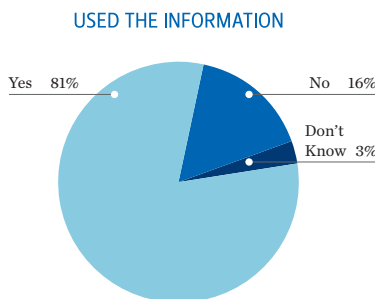
¹independent.org

CUSTOMER SATISFACTION

Is part of our annual evaluation and accountability process, Florida Cooperative Extension conducts a scientifically based “Customer Satisfaction Survey,” allowing the people we serve to judge our performance. In 2012, 13 Florida counties asked their clientele if the information we provided was up-to-date and accurate, delivered in time to meet their needs, relevant to their situation, and easy to understand. In addition, clientele were asked if they used the information and if it solved their problems or met their needs. For those who did not use the information, it was found that other factors prevented them from using it.



January 2012 - December 2012



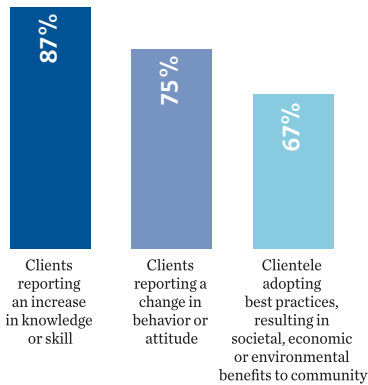
Source: Program Development and Evaluation Center

For the full annual report, visit
www.ifas.ufl.edu/annual-reports.shtml

2012 | UF/IFAS EXTENSION IMPACTS AND BUDGET ANNUAL REPORT

CLIENTELE OUTCOMES

To help measure the impact of our efforts, Extension routinely surveys our clientele. In 2012, participants in group learning events were surveyed about their learning experience. As indicated, 87% of all participants responded that they increased their knowledge due to the educational information. Two in three said they applied information they learned to improve their agricultural production practices, personal lives or business.

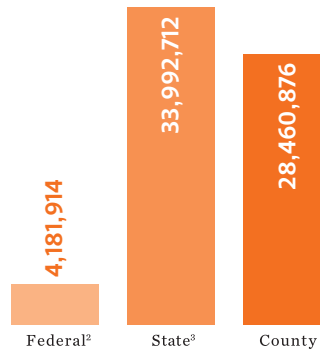


January 2012 – December 2012

Source: UF/IFAS Workload Database

EXTENSION FUNDING

Florida Cooperative Extension receives the majority of its funding through state and local governments. In 2012-2013, 94% of the \$66.6 million budget was received from state and local governments.



¹Does not include grants and contracts.

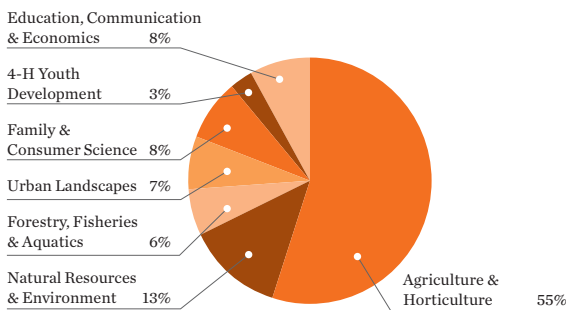
²Federal funding includes Smith-Lever dollars only.

Fiscal Year: 2012-2013

Source: UF/IFAS Extension Administration Office

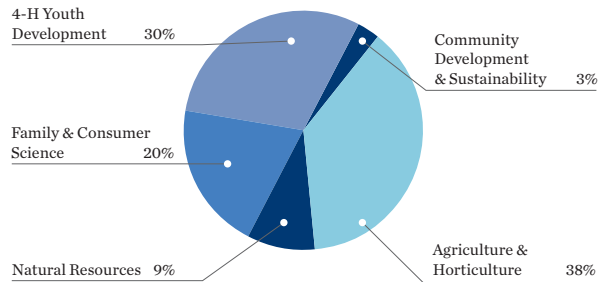
STATE FACULTY BY PROGRAM AREA

State Extension faculty work with UF/IFAS researchers and county faculty to deliver new information and technology to assist Florida residents in solving problems.



COUNTY FACULTY BY PROGRAM AREA

County faculty develop and deliver programs to Florida citizens based on input from local advisory committees, county commissioners and volunteers in collaboration with state faculty.



For the full annual report, visit
www.ifas.ufl.edu/annual-reports.shtml